



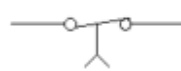
N.O. CONTACT



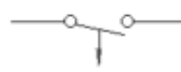
N.C. CONTACT



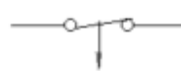
TIME DELAY CLOSE ON ENERGIZE



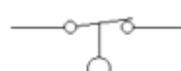
TIME DELAY OPEN ON ENERGIZE



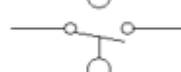
TIME DELAY OPEN ON DE-ENERGIZE



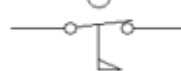
TIME DELAY CLOSE ON DE-ENERGIZE



LEVEL SWITCH (N.C.)



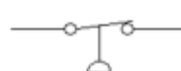
LEVEL SWITCH (N.O.)



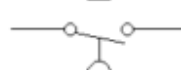
FLOW SWITCH (N.C.)



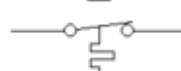
FLOW SWITCH (N.O.)



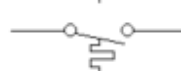
PRESSURE SWITCH (N.C.)



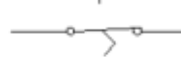
PRESSURE SWITCH (N.O.)



TEMPERATURE SWITCH (N.C.)



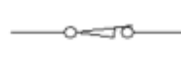
TEMPERATURE SWITCH (N.O.)



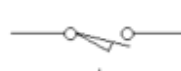
VIBRATION SWITCH (N.C.)



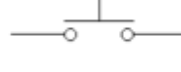
VIBRATION SWITCH (N.O.)



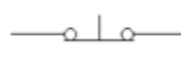
LIMIT SWITCH (N.C.)



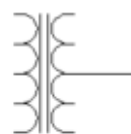
LIMIT SWITCH (N.O.)



PUSH BUTTON (N.O.)



PUSH BUTTON (N.C.)

TRANSFORMER W/FERITE CORE
AND CENTER TAP

CIRCUIT BREAKER



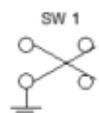
CONTROL RELAY



BUZZER



SOLENOID



4-WAY SWITCH

3-WAY SWITCH or
SPDT SWITCH2-WAY SWITCH OR
SPST SWITCH

LIGHT



FAN



LED

WIRING NOTES:

AC HOT:	BLACK/RED
AC NEUTRAL:	WHITE
DC +:	BROWN
DC -:	BLUE
GROUND:	GREEN



EARTH GROUND



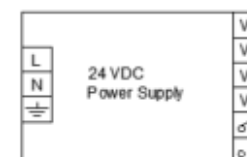
RESISTOR



120V RECEPTACLE



240V RECEPTACLE



24VDC Power Supply

1	Added Fan and Fixed Misspelling 8-2-19	JGW
Rev:	Description:	Initials:
Title:		
LEGEND		
Drawn By:	Date:	Drawing #
JGW	5-28-19	AMAR-1200-00